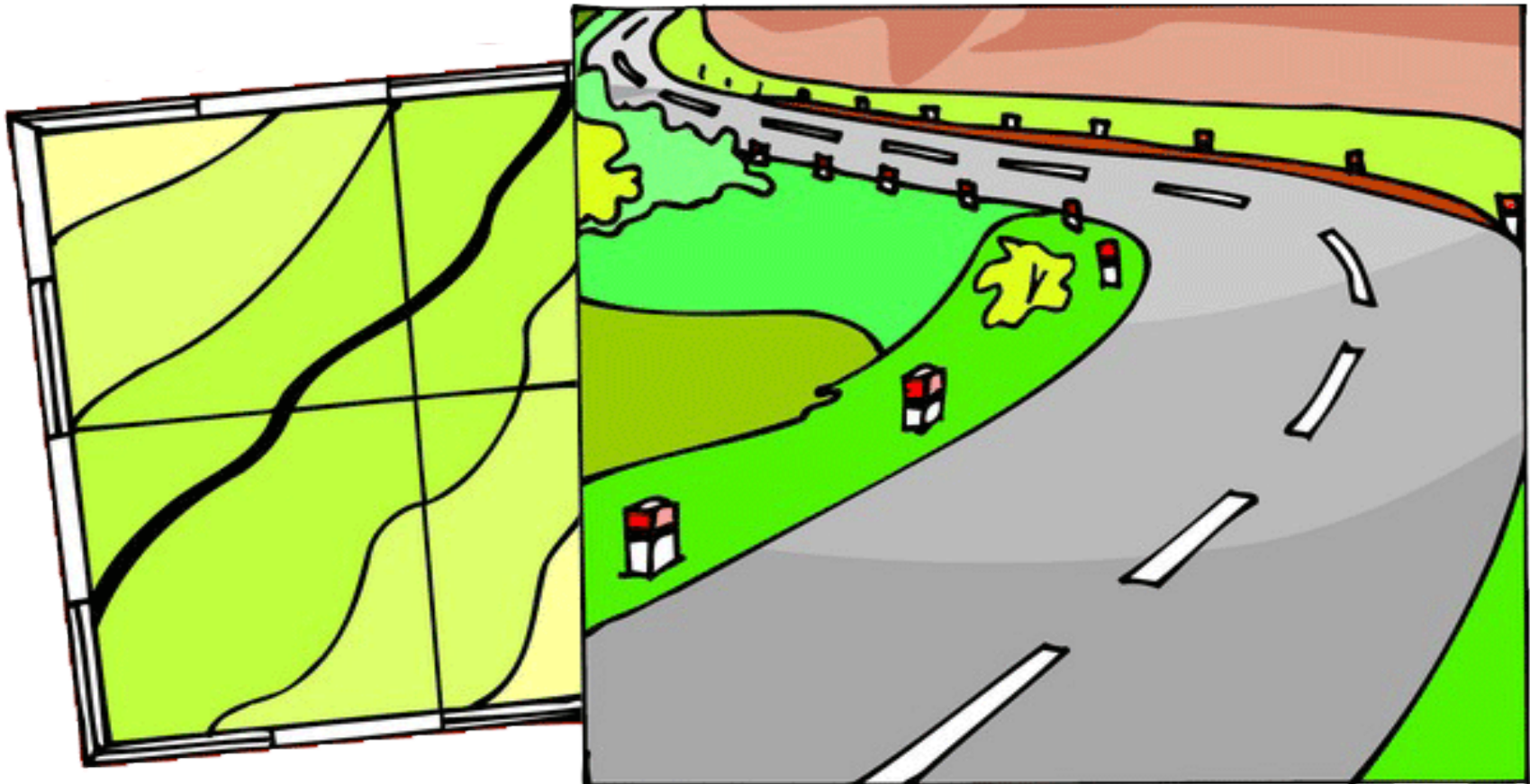


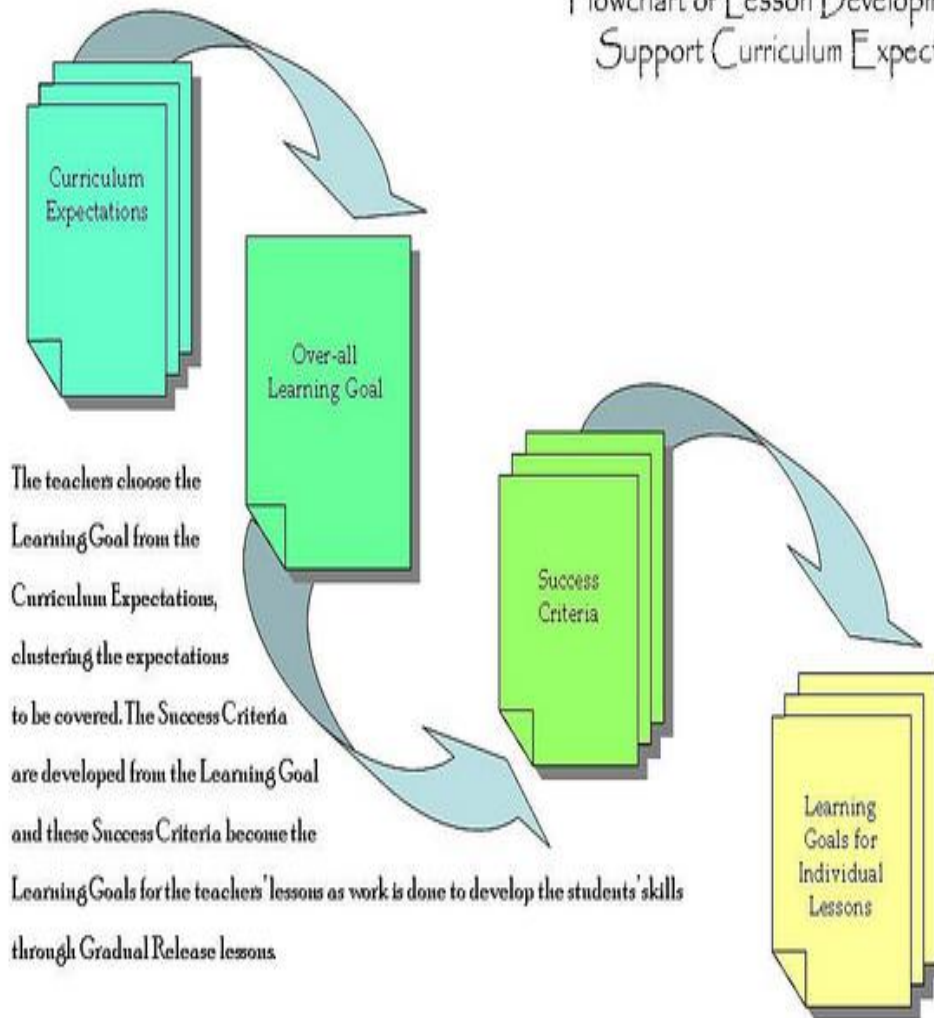
Roadmaps to Success

Alexandra Della Fera and Lonna Murphy

What is the “Roadmap” Project?



Flowchart of Lesson Development to Support Curriculum Expectations



The Roadmap Project

- A navigational tool for students (concept of a GPS for academic success)
- A visual pathway to graduation
- A detailed informational guide charting the process as a student travels unfamiliar terrain
- Easy to read – user friendly – captures key steps for a visual generation
- Theme-based design is possible (will have to utilize a design team but not necessary)
- Mobile app is in development

What Can Be Mapped?



Endless Possibilities A roadmap can chart:

- * How to enroll at the College
- * One's degree audit
- Requirements for graduation
- Possible roads for varying career paths
- Degree requirements
- Certificate program requirements
- Unexpected challenges of being a college student and who to turn to for help and advice
- Vital support services
- Key milestones/needs to stay on track
- Paths to transferring
- Personal, Professional, and/or Academic
- Video and audio roadmaps

- (All focus on distilling essential tasks at crucial times and junctures)



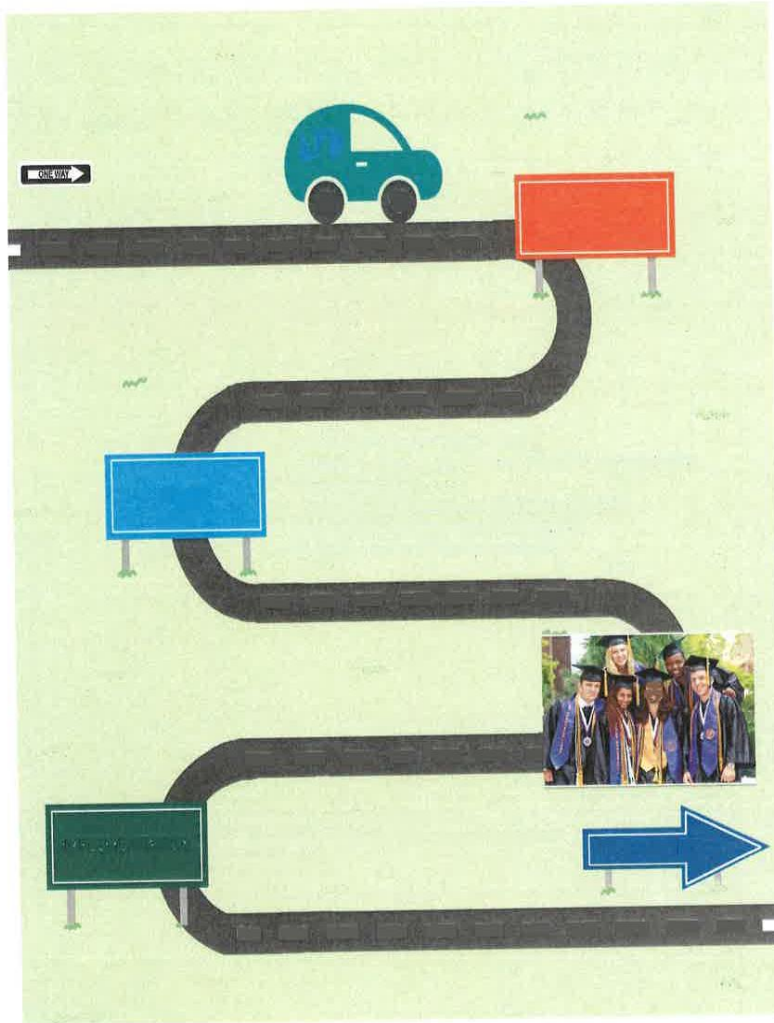


On the road to graduation.....

The Roadmap Project will:

- Serve as a proactive means of keeping students informed
- Provide a self-advising tool
- Appeal to a visual generation
- Remove the mystery of the process
- Teach students how to create an individualized plan for goal setting
- Become an easy tool for peers to share among themselves

Miami Dade



ACADEMIC AFFAIRS

- ⇒ Modify curriculum mapping to integrate co-curricular experiences
- ⇒ Implement programs through First Year Experience (FYE) and Student Life Skills (SLS) courses
- ⇒ Collaborate with iCED (Institute for Civic Engagement and Democracy)
- ⇒ Engage students through clubs and organizations led by faculty advisors

STUDENTS— FIRST TIME IN COLLEGE / DIRECT ENTRY

- ⇒ Capture evidence of student voices, experiences and milestones
- ⇒ Identify student learning goals
- ⇒ Make connections between general education and career pathways
- ⇒ Monitor student progress (via rubrics and Turnitin®)
- ⇒ Demonstrate learning through career-related authentic assignments

Roadmap for Psych option at PCCC

Borrowed heavily from CCAC
(Allegheny County)

A decorative graphic consisting of several horizontal lines of varying lengths and colors (teal, light blue, white) extending from the right side of the slide.

Strong Start

- Apply to PCCC
- Apply for Financial Aid and Work Study
- Prepare to take placement tests (study!)
- Take placement tests
- Meet with an advisor
- Register for classes
 - Developmental or ELS – do these as quickly as possible
 - Take PS 101 as soon as possible
 - Discuss transfer options

15 Credits

- Request help along the way
- Meet with an advisor (a psychology faculty member)
- Take advantage of writing center, math lab, and Gateway Center.
- Get involved – clubs, etc.
- Get to know at least one professor
- Choose your transfer institution – understand requirements

30 Credits

- Halfway there. Keep it up!
- Meet with an advisor
- Stay involved
- Meet with a transfer counselor
- Form relationships with at least two faculty members for future letters of recommendation
- If you haven't taken a writing intensive class make sure you take one now.

45 credits

- So close! Meet your goals!
- Meet with the chair of the department (Ed Mosley) to go over your graduation checklist.
- Turn in your request for graduation
- Take PS 205
- Take (and pass!) the CWE
- Apply to transfer institution – ask for letters of recommendation if necessary